

# Device Count by SSID by Day of Month

Report Month: February 2022

E - Eduroam G - UCSS-Guest W - UCSS-Wireless T - Total (all SSIDs)

| D  | N  | Min |     |      |      | Max |      |      |      | Avg 8am-6pm |      |      |      | Avg all Day |     |      |      |
|----|----|-----|-----|------|------|-----|------|------|------|-------------|------|------|------|-------------|-----|------|------|
|    |    | E   | G   | W    | T    | E   | G    | W    | T    | E           | G    | W    | T    | E           | G   | W    | T    |
| Tu | 1  | 35  | 429 | 1380 | 1849 | 126 | 1181 | 4372 | 5679 | 98          | 962  | 3626 | 4686 | 67          | 676 | 2448 | 3191 |
| We | 2  | 42  | 428 | 1411 | 1890 | 53  | 474  | 1664 | 2179 | 46          | 465  | 1597 | 2108 | 47          | 455 | 1553 | 2055 |
| Th | 3  | 34  | 428 | 1427 | 1898 | 100 | 824  | 3186 | 4106 | 75          | 674  | 2540 | 3289 | 57          | 557 | 1971 | 2585 |
| Fr | 4  | 32  | 418 | 1170 | 1620 | 95  | 826  | 3101 | 4018 | 70          | 696  | 2491 | 3257 | 50          | 546 | 1819 | 2415 |
| Sa | 5  | 27  | 397 | 1122 | 1561 | 41  | 509  | 1331 | 1868 | 35          | 469  | 1271 | 1774 | 33          | 439 | 1206 | 1678 |
| Su | 6  | 27  | 392 | 1079 | 1512 | 41  | 495  | 1549 | 2062 | 36          | 455  | 1284 | 1775 | 34          | 438 | 1282 | 1754 |
| Mo | 7  | 30  | 410 | 1359 | 1802 | 112 | 1117 | 4430 | 5650 | 90          | 913  | 3591 | 4593 | 59          | 652 | 2448 | 3159 |
| Tu | 8  | 34  | 417 | 1436 | 1887 | 127 | 1138 | 4406 | 5659 | 100         | 942  | 3707 | 4748 | 66          | 677 | 2538 | 3281 |
| We | 9  | 33  | 424 | 1421 | 1884 | 126 | 1145 | 4523 | 5791 | 103         | 946  | 3695 | 4745 | 67          | 681 | 2520 | 3269 |
| Th | 10 | 34  | 420 | 1395 | 1858 | 115 | 1012 | 4029 | 5150 | 96          | 884  | 3420 | 4400 | 64          | 649 | 2340 | 3054 |
| Fr | 11 | 31  | 413 | 1208 | 1661 | 84  | 848  | 3140 | 4072 | 65          | 676  | 2457 | 3197 | 48          | 541 | 1814 | 2403 |
| Sa | 12 | 27  | 398 | 1114 | 1544 | 37  | 525  | 1408 | 1970 | 34          | 492  | 1303 | 1828 | 32          | 451 | 1233 | 1716 |
| Su | 13 | 26  | 381 | 1119 | 1534 | 36  | 495  | 1333 | 1810 | 30          | 437  | 1217 | 1684 | 30          | 418 | 1207 | 1655 |
| Mo | 14 | 23  | 382 | 1271 | 1683 | 107 | 1069 | 4107 | 5278 | 86          | 872  | 3351 | 4309 | 57          | 622 | 2271 | 2950 |
| Tu | 15 | 40  | 402 | 1389 | 1832 | 128 | 1051 | 4367 | 5535 | 103         | 917  | 3665 | 4686 | 71          | 665 | 2502 | 3238 |
| We | 16 | 44  | 437 | 1421 | 1904 | 122 | 1096 | 4453 | 5668 | 102         | 925  | 3652 | 4679 | 71          | 672 | 2480 | 3224 |
| Th | 17 | 36  | 430 | 1365 | 1860 | 112 | 977  | 4068 | 5140 | 92          | 844  | 3394 | 4329 | 64          | 634 | 2321 | 3019 |
| Fr | 18 | 32  | 428 | 1240 | 1714 | 76  | 841  | 3127 | 4040 | 62          | 693  | 2475 | 3230 | 47          | 552 | 1807 | 2406 |
| Sa | 19 | 29  | 418 | 1155 | 1615 | 40  | 579  | 1473 | 2084 | 35          | 536  | 1352 | 1923 | 35          | 479 | 1252 | 1765 |
| Su | 20 | 31  | 402 | 1092 | 1531 | 44  | 476  | 1489 | 1990 | 38          | 453  | 1256 | 1746 | 37          | 442 | 1252 | 1731 |
| Mo | 21 | 38  | 419 | 1299 | 1760 | 100 | 978  | 4112 | 5186 | 85          | 841  | 3383 | 4309 | 62          | 621 | 2322 | 3006 |
| Tu | 22 | 38  | 416 | 1417 | 1874 | 108 | 966  | 4032 | 5106 | 91          | 822  | 3378 | 4291 | 66          | 612 | 2357 | 3035 |
| We | 23 | 40  | 398 | 1386 | 1832 | 100 | 828  | 3572 | 4490 | 79          | 668  | 2707 | 3454 | 60          | 539 | 2055 | 2654 |
| Th | 24 | 38  | 424 | 1147 | 1706 | 100 | 1075 | 3493 | 4554 | 85          | 895  | 2969 | 3949 | 63          | 673 | 2084 | 2821 |
| Fr | 25 | 34  | 461 | 929  | 1472 | 106 | 996  | 2547 | 3620 | 75          | 819  | 2019 | 2913 | 54          | 639 | 1458 | 2151 |
| Sa | 26 | 36  | 462 | 847  | 1356 | 55  | 703  | 1146 | 1902 | 48          | 641  | 1063 | 1753 | 44          | 563 | 958  | 1564 |
| Su | 27 | 38  | 466 | 853  | 1358 | 60  | 695  | 1199 | 1904 | 53          | 616  | 1055 | 1724 | 47          | 560 | 1014 | 1621 |
| Mo | 28 | 46  | 497 | 986  | 1536 | 135 | 1308 | 3553 | 4949 | 113         | 1090 | 2790 | 3993 | 82          | 803 | 1862 | 2746 |

| Monthly Summary of Total Devices for all SSIDs |                       |
|--|-----------------------|
| Minimum Daily Device Count:                    | <b>1356</b>           |
| Date of minimum occurrence:                    | <b>Sat 02/26/2022</b> |
| Average M-F 8a-6p Device Count:                | <b>3958</b>           |
| Maximum Daily Device Count:                    | <b>5791</b>           |
| Date of maximum occurrence:                    | <b>Wed 02/09/2022</b> |

| Summary of Total Devices for all SSIDs by Day of Week |         |             |         |             |         |
|---|---------|-------------|---------|-------------|---------|
| Day of Week   | Avg Min | Day of Week | Avg 8-6 | Day of Week | Avg Max |
| Su  | 1484    | Su          | 1732    | Su          | 1942    |
| Mo  | 1695    | Mo          | 4301    | Mo          | 5266    |
| Tu  | 1861    | Tu          | 4602    | Tu          | 5495    |
| We  | 1878    | We          | 3746    | We          | 4532    |
| Th  | 1831    | Th          | 3992    | Th          | 4738    |
| Fr  | 1617    | Fr          | 3149    | Fr          | 3938    |
| Sa  | 1519    | Sa          | 1819    | Sa          | 1956    |

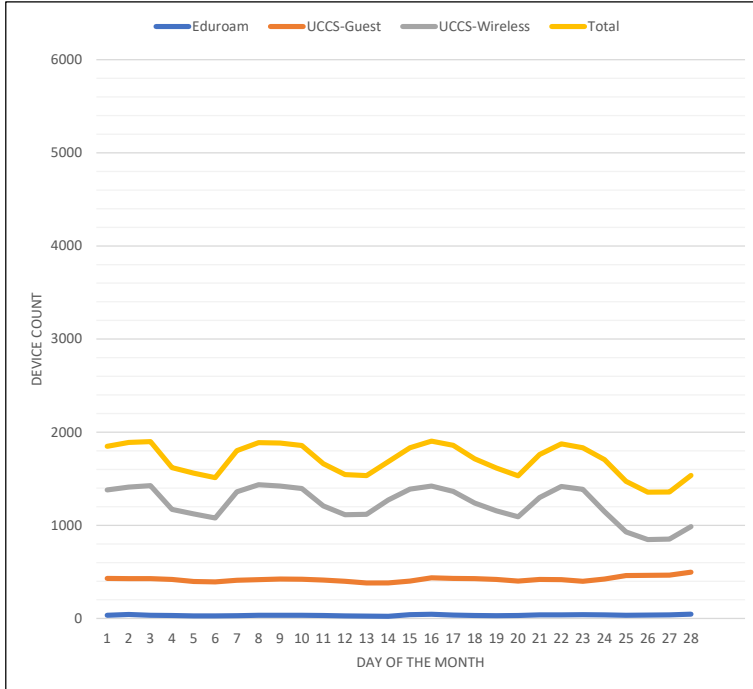
**Report Notes**

- > Device counts are measured every hour, every day, for each of the three SSIDs.
- > The MIN Device count for a particular day is the lowest recorded count based on all of the hourly measurements taken that day.
- > The MAX Device count for a particular day is the highest recorded count based on all of the hourly measurements taken that day.
- > The AVG Device count for a particular day averages all recorded hourly counts. The "all-day" average averages all hourly measurements, while the "8a-6p" average only averages the counts taken during that specific time frame.

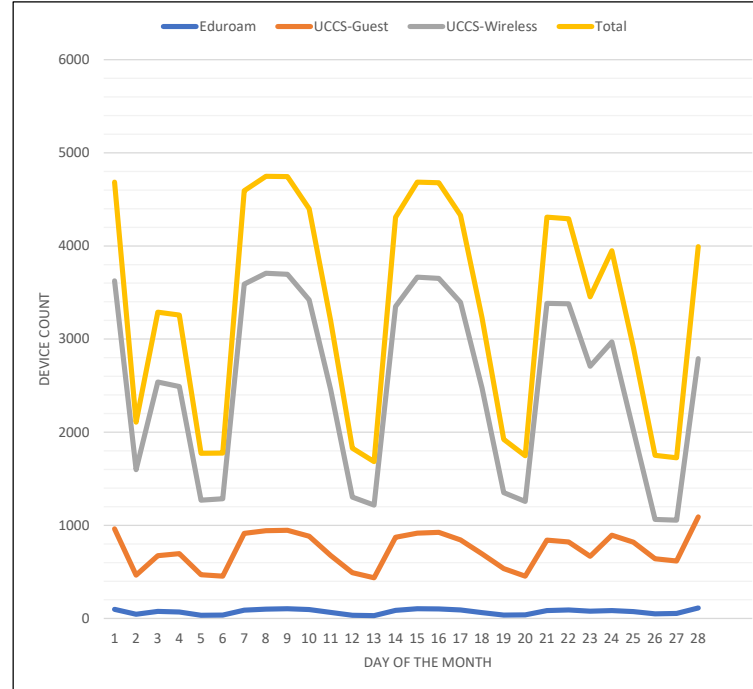
For more on wireless stats and reporting please visit <https://wireless.uccs.edu>

**Device Count by SSID by Day of Month**  
**Report Month: February 2022**

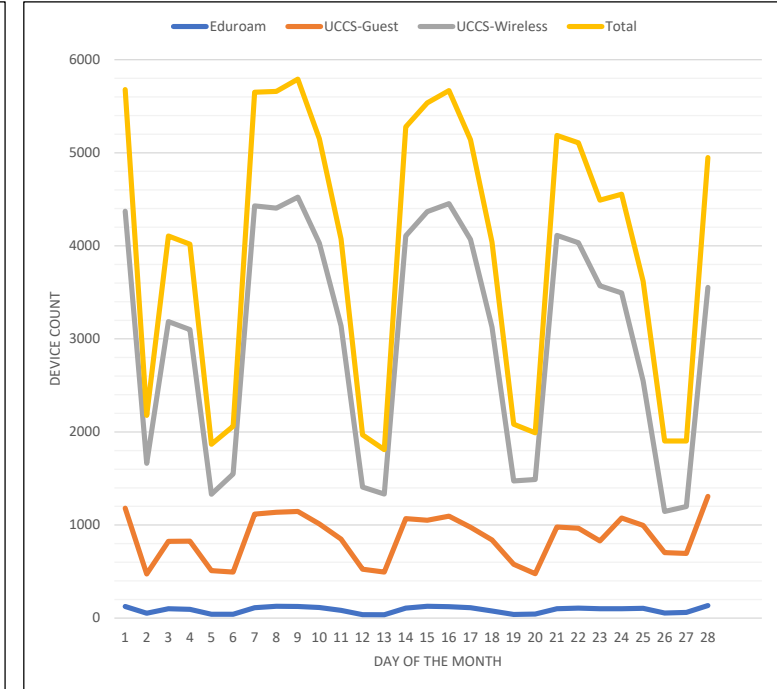
**Minimum Device Count**



**Avg Device Count between 8am-6pm**



**Maximum Device Count**



For more on wireless stats and reporting please visit <https://wireless.uccs.edu>