

# Device Count by SSID by Day of Month

Report Month: September 2024

E - Eduroam G - UCCS-Guest W - UCCS-Wireless T - Total (all SSIDs)

| D  | N  | Min |     |     |            | Max |      |      |             | Avg 8am-6pm |     |      |             | Avg all Day |     |      |             |
|----|----|-----|-----|-----|------------|-----|------|------|-------------|-------------|-----|------|-------------|-------------|-----|------|-------------|
|    |    | E   | G   | W   | T          | E   | G    | W    | T           | E           | G   | W    | T           | E           | G   | W    | T           |
| Su | 1  | 21  | 139 | 243 | <b>405</b> | 73  | 172  | 451  | <b>690</b>  | 43          | 154 | 363  | <b>560</b>  | 38          | 149 | 326  | <b>514</b>  |
| Mo | 2  | 21  | 133 | 243 | <b>401</b> | 73  | 162  | 476  | <b>686</b>  | 44          | 154 | 391  | <b>589</b>  | 40          | 146 | 340  | <b>525</b>  |
| Tu | 3  | 22  | 128 | 243 | <b>396</b> | 603 | 1106 | 4382 | <b>6068</b> | 463         | 880 | 3530 | <b>4873</b> | 242         | 488 | 1838 | <b>2567</b> |
| We | 4  | 40  | 130 | 306 | <b>476</b> | 607 | 1170 | 4568 | <b>6345</b> | 466         | 911 | 3625 | <b>5001</b> | 246         | 502 | 1882 | <b>2631</b> |
| Th | 5  | 32  | 138 | 315 | <b>490</b> | 560 | 1113 | 4297 | <b>5970</b> | 433         | 851 | 3420 | <b>4704</b> | 228         | 482 | 1807 | <b>2517</b> |
| Fr | 6  | 33  | 144 | 338 | <b>519</b> | 376 | 779  | 3050 | <b>4200</b> | 298         | 601 | 2321 | <b>3220</b> | 165         | 369 | 1281 | <b>1815</b> |
| Sa | 7  | 23  | 147 | 303 | <b>473</b> | 139 | 326  | 958  | <b>1405</b> | 93          | 275 | 701  | <b>1068</b> | 65          | 212 | 521  | <b>798</b>  |
| Su | 8  | 21  | 149 | 299 | <b>471</b> | 122 | 250  | 804  | <b>1152</b> | 65          | 199 | 548  | <b>813</b>  | 58          | 180 | 477  | <b>716</b>  |
| Mo | 9  | 30  | 150 | 319 | <b>500</b> | 565 | 1130 | 4418 | <b>6108</b> | 453         | 889 | 3540 | <b>4882</b> | 241         | 499 | 1874 | <b>2614</b> |
| Tu | 10 | 32  | 146 | 340 | <b>521</b> | 603 | 1092 | 4590 | <b>6224</b> | 472         | 882 | 3695 | <b>5049</b> | 251         | 497 | 1967 | <b>2715</b> |
| We | 11 | 36  | 143 | 358 | <b>543</b> | 590 | 1259 | 4532 | <b>6381</b> | 463         | 974 | 3653 | <b>5090</b> | 249         | 538 | 1934 | <b>2721</b> |
| Th | 12 | 41  | 148 | 365 | <b>558</b> | 589 | 1054 | 4483 | <b>6079</b> | 437         | 831 | 3471 | <b>4739</b> | 236         | 480 | 1843 | <b>2559</b> |
| Fr | 13 | 35  | 158 | 348 | <b>544</b> | 397 | 795  | 3110 | <b>4295</b> | 308         | 615 | 2332 | <b>3255</b> | 167         | 368 | 1267 | <b>1803</b> |
| Sa | 14 | 29  | 155 | 314 | <b>499</b> | 119 | 358  | 901  | <b>1369</b> | 95          | 288 | 714  | <b>1096</b> | 67          | 219 | 526  | <b>812</b>  |
| Su | 15 | 25  | 156 | 307 | <b>492</b> | 135 | 249  | 721  | <b>1105</b> | 74          | 206 | 530  | <b>810</b>  | 63          | 191 | 471  | <b>726</b>  |
| Mo | 16 | 30  | 157 | 321 | <b>510</b> | 552 | 1070 | 4307 | <b>5889</b> | 455         | 856 | 3455 | <b>4766</b> | 246         | 489 | 1860 | <b>2595</b> |
| Tu | 17 | 37  | 161 | 366 | <b>569</b> | 636 | 1102 | 4679 | <b>6360</b> | 485         | 897 | 3752 | <b>5134</b> | 258         | 518 | 2000 | <b>2777</b> |
| We | 18 | 37  | 168 | 365 | <b>574</b> | 588 | 1099 | 4562 | <b>6239</b> | 467         | 890 | 3625 | <b>4982</b> | 258         | 515 | 1945 | <b>2718</b> |
| Th | 19 | 40  | 153 | 347 | <b>545</b> | 604 | 1010 | 4429 | <b>6009</b> | 451         | 810 | 3428 | <b>4689</b> | 243         | 473 | 1814 | <b>2529</b> |
| Fr | 20 | 33  | 159 | 344 | <b>544</b> | 410 | 728  | 2850 | <b>3988</b> | 307         | 557 | 2181 | <b>3045</b> | 169         | 348 | 1209 | <b>1726</b> |
| Sa | 21 | 30  | 165 | 319 | <b>518</b> | 101 | 301  | 701  | <b>1071</b> | 79          | 245 | 596  | <b>919</b>  | 59          | 209 | 485  | <b>753</b>  |
| Su | 22 | 25  | 169 | 318 | <b>515</b> | 132 | 288  | 782  | <b>1170</b> | 67          | 229 | 553  | <b>849</b>  | 61          | 210 | 490  | <b>761</b>  |
| Mo | 23 | 34  | 169 | 315 | <b>523</b> | 586 | 1085 | 4466 | <b>6137</b> | 453         | 854 | 3468 | <b>4775</b> | 246         | 490 | 1849 | <b>2585</b> |
| Tu | 24 | 37  | 168 | 359 | <b>569</b> | 644 | 1069 | 4729 | <b>6388</b> | 490         | 863 | 3783 | <b>5136</b> | 261         | 505 | 2013 | <b>2779</b> |
| We | 25 | 27  | 169 | 381 | <b>581</b> | 602 | 1115 | 4483 | <b>6191</b> | 475         | 895 | 3592 | <b>4961</b> | 251         | 517 | 1928 | <b>2697</b> |
| Th | 26 | 37  | 179 | 388 | <b>607</b> | 568 | 1029 | 4319 | <b>5907</b> | 428         | 820 | 3381 | <b>4630</b> | 233         | 487 | 1821 | <b>2541</b> |
| Fr | 27 | 23  | 170 | 316 | <b>511</b> | 384 | 700  | 2858 | <b>3926</b> | 284         | 537 | 2151 | <b>2972</b> | 151         | 344 | 1182 | <b>1676</b> |
| Sa | 28 | 19  | 171 | 286 | <b>479</b> | 82  | 437  | 766  | <b>1285</b> | 63          | 336 | 608  | <b>1006</b> | 48          | 250 | 467  | <b>766</b>  |
| Su | 29 | 16  | 164 | 261 | <b>446</b> | 104 | 282  | 667  | <b>1016</b> | 52          | 222 | 472  | <b>746</b>  | 47          | 199 | 417  | <b>663</b>  |
| Mo | 30 | 15  | 161 | 250 | <b>426</b> | 575 | 997  | 4288 | <b>5825</b> | 441         | 783 | 3312 | <b>4536</b> | 230         | 458 | 1755 | <b>2444</b> |

| Monthly Summary of Total Devices for all SSIDs |                       |
|--|-----------------------|
| Minimum Daily Device Count:                    | <b>396</b>            |
| Date of minimum occurrence:                    | <b>Tue 09/03/2024</b> |
| Average M-F 8a-6p Device Count:                | <b>4335</b>           |
| Maximum Daily Device Count:                    | <b>6388</b>           |
| Date of maximum occurrence:                    | <b>Tue 09/24/2024</b> |

| Summary of Total Devices for all SSIDs by Day of Week |         |             |           |             |         |
|---|---------|-------------|-----------|-------------|---------|
| Day of Week   | Avg Min | Day of Week | Avg 8a-6p | Day of Week | Avg Max |
| Su  | 466     | Su          | 756       | Su          | 1027    |
| Mo  | 472     | Mo          | 3909      | Mo          | 4929    |
| Tu  | 514     | Tu          | 5048      | Tu          | 6260    |
| We  | 544     | We          | 5008      | We          | 6289    |
| Th  | 550     | Th          | 4690      | Th          | 5991    |
| Fr  | 530     | Fr          | 3123      | Fr          | 4102    |
| Sa  | 492     | Sa          | 1023      | Sa          | 1283    |

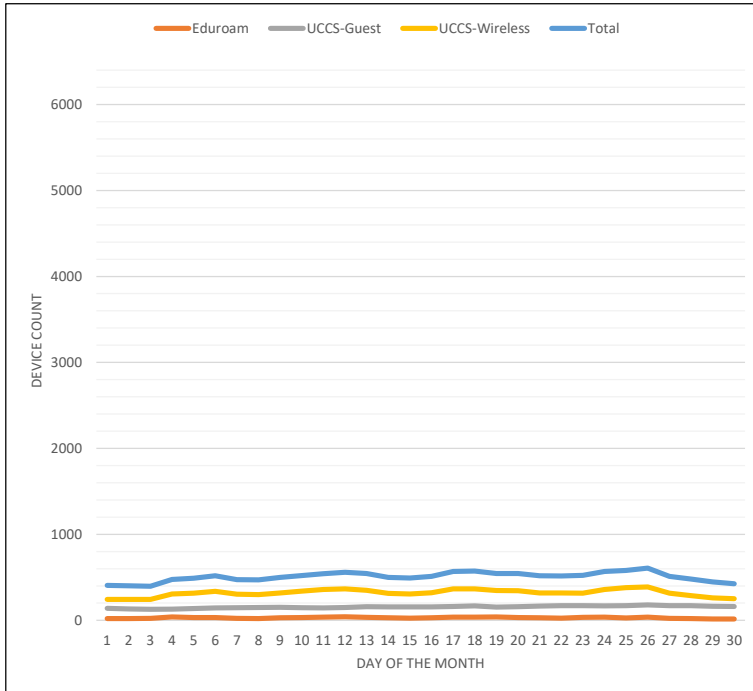
**Report Notes**

- > Device counts are measured every hour, every day, for each of the three SSIDs.
- > The MIN Device count for a particular day is the lowest recorded count based on all of the hourly measurements taken that day.
- > The MAX Device count for a particular day is the highest recorded count based on all of the hourly measurements taken that day.
- > The AVG Device count for a particular day averages all recorded hourly counts. The "all-day" average averages all hourly measurements, while the "8a-6p" average only averages the counts taken during that specific time frame.

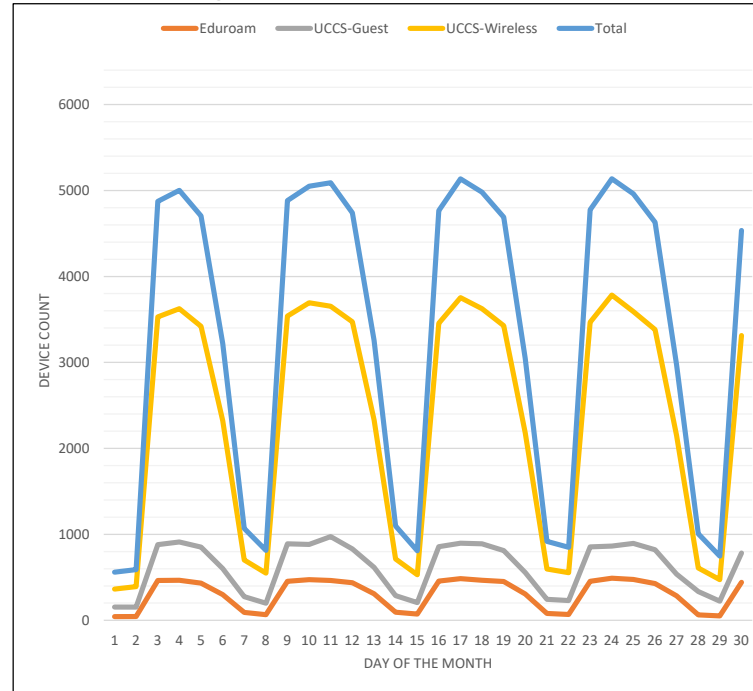
For more on wireless stats and reporting please visit <https://wireless.uccs.edu>

**Device Count by SSID by Day of Month**  
**Report Month: September 2024**

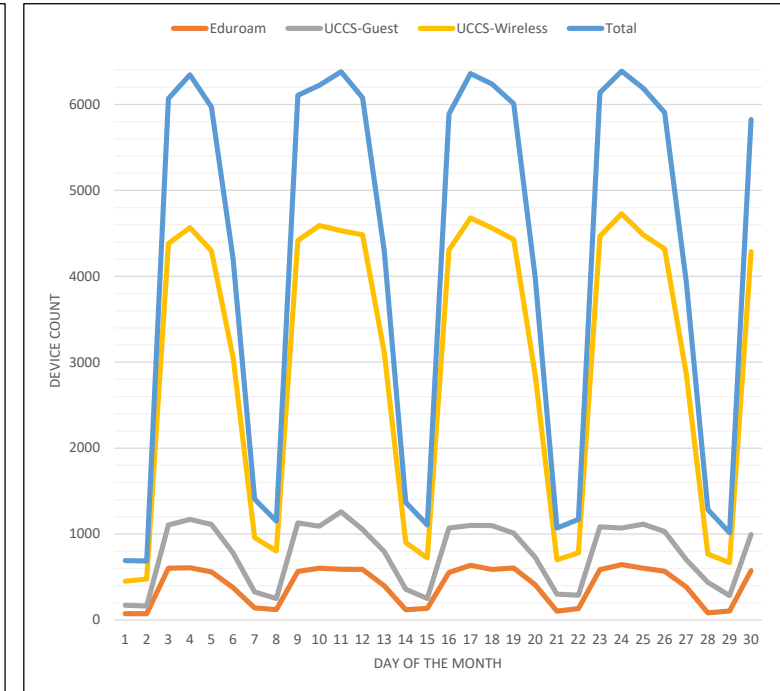
**Minimum Device Count**



**Avg Device Count between 8am-6pm**



**Maximum Device Count**



For more on wireless stats and reporting please visit <https://wireless.uccs.edu>